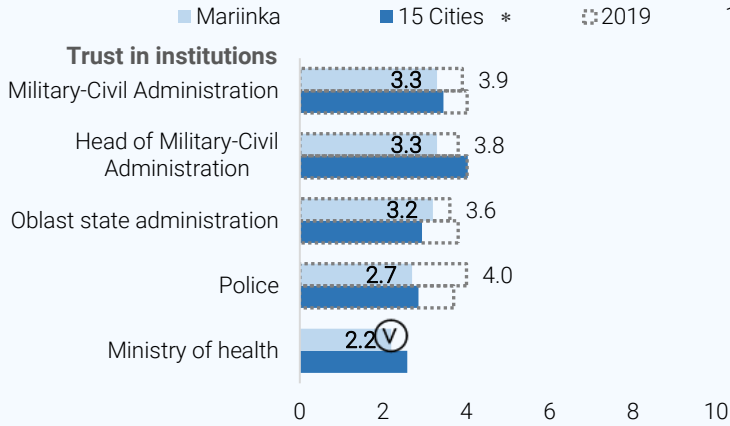
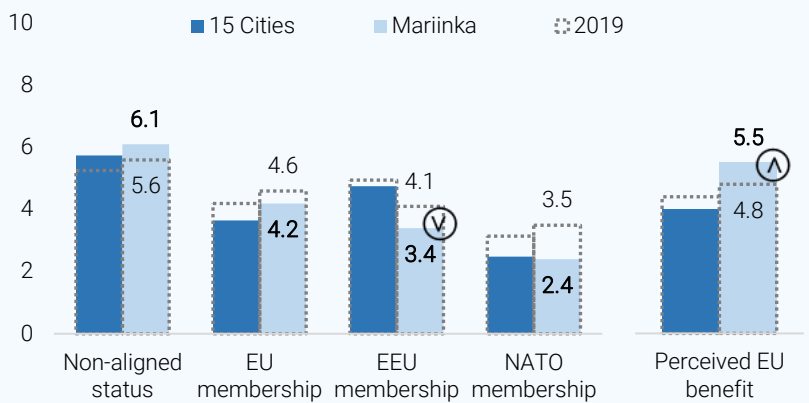


# MARIINKA 2021, CITY PROFILE

## GOOD GOVERNANCE



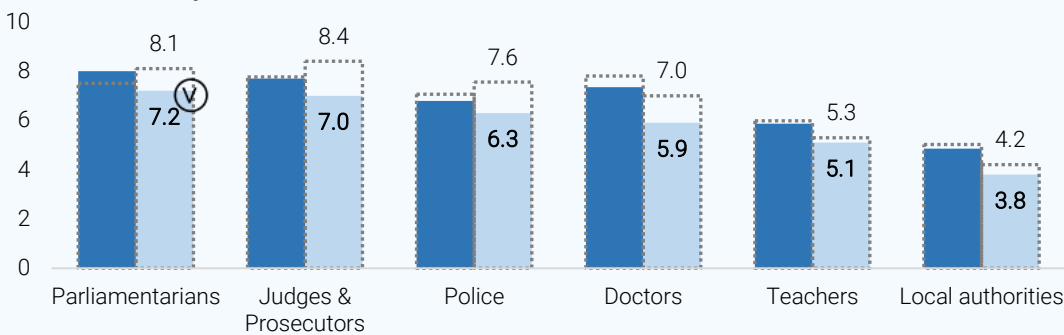
## Geo-political aspirations



Trust in MC Administration, head of MCA, and the police decreased significantly. Trust in the Ministry of Health is the lowest compared to the other 14 cities.

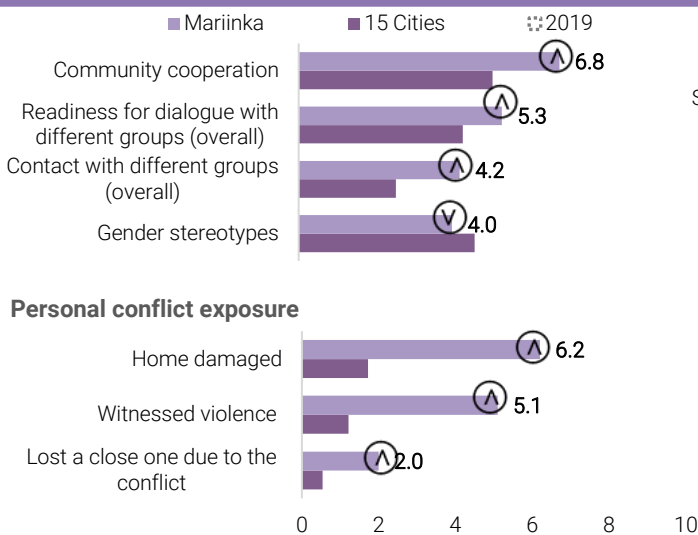
Although support for EU membership slightly decreased, perceived EU benefit (5.5) increased significantly and is the highest compared to the average of the 15 cities (4.0).

## Perceived corruption



Perceived level of corruption has decreased significantly in Mariinka across the board. It's important to understand what worked and what can be replicated. Explore to what extent anti-corruption measures and policies are successful in Mariinka and utilize them as good practices for other regions.

## COMMUNITY BONDS



Personal conflict exposure is very high in Mariinka. Continue providing psycho-social support to trauma victims. Capitalize on community bonds and readiness for dialogue to establish community support, coping and healing mechanisms. Empower both men and women to become involved in informal care work in their community.

## Social threat



63% of citizens in Mariinka feel that an increasing number of pro-Russia oriented people might undermine the unity of their community but social threat from people living in the NGCA decreased significantly.

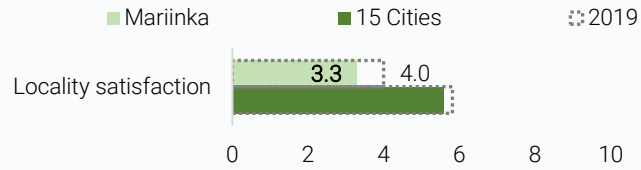
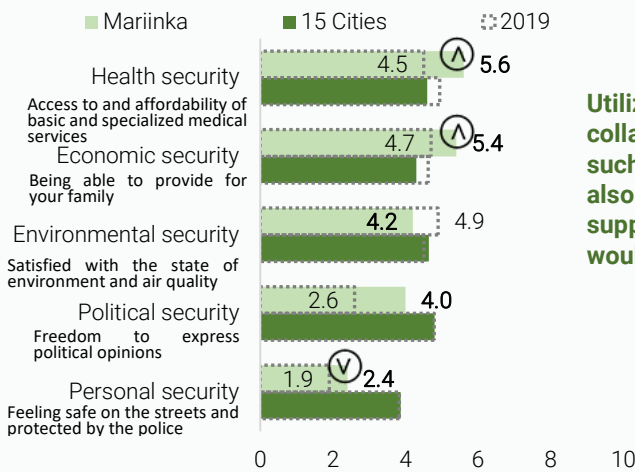
\*Cities were selected based on the DG East programmatic interest: Mariupol, Kramatorsk, Lysychansk, Sloviansk, Bakhmut, Kostiantynivka, Pokrovsk, Druzhkivka, Starobilsk, Popasna, Stanytsa Luhanska, Mariinka, Sievierodonetsk, Melitopol, Berdiansk. In 2021, Odesa, Zaporizhzhia and Kherson cities were added.

▲ Highest SCORE  
▼ Lowest SCORE  
(compared to 15 cities)

# MARIINKA 2021, CITY PROFILE

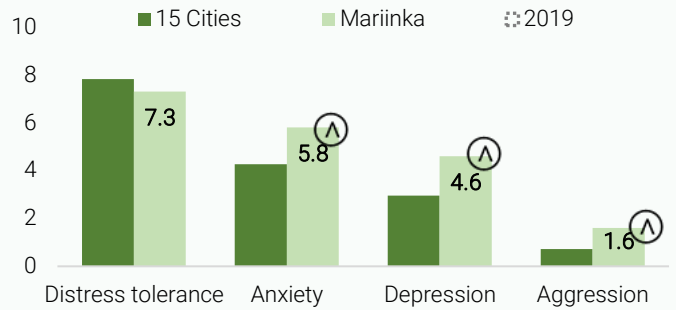
## SATISFACTION WITH LIFE IN MARIINKA

### Safety & Security



Utilize digital communication tools to improve community safety in a collaborative manner that also fosters community cooperation and bonding, such as digital alert and neighbourhood watch initiatives. These tools can also be used to organize social gatherings and community help groups to support people with disabilities, the elderly and single mothers. Such efforts would also help improve psychosocial wellbeing.

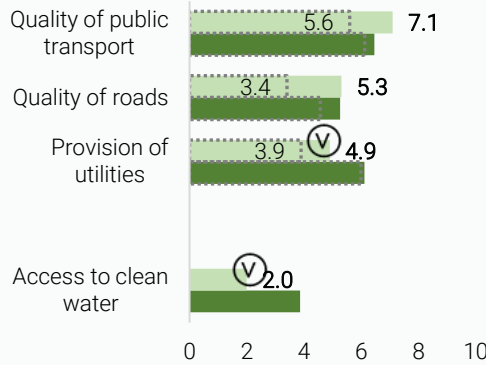
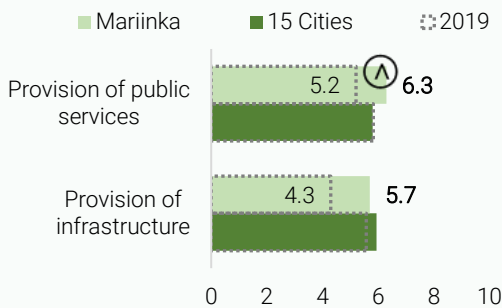
### Psychosocial wellbeing



80% of citizens in Mariinka do not feel safe in their daily life.

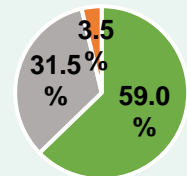
49% of citizens in Mariinka (very) often feel depressed or very sad.

### Provision of Services



67% of citizens in Mariinka believe utilities are provided inefficiently.

### Civic behaviour



To change things in community you are...

#### ACTIVE

Willing to use political and social means of action without violence

#### PASSIVE

Not willing to do anything

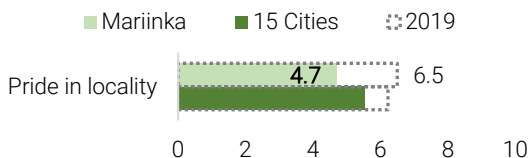
#### VIOLENT

Willing to use violence

Capitalize on citizens' active civic orientation, which indicates a strong appetite for the aforementioned community efforts, to empower initiatives around local issues of concern.

### Pride in your locality

When you think about your locality, to what extent are you proud of the following?



Pride in locality significantly decreased in the past 2 years. Promote initiatives around local hospitality, nature, cultural heritage and cuisine such as clean-ups, planting, pop-up artisan and food markets around cultural landmarks to mobilise communities and strengthen a sense of belonging and pride.

