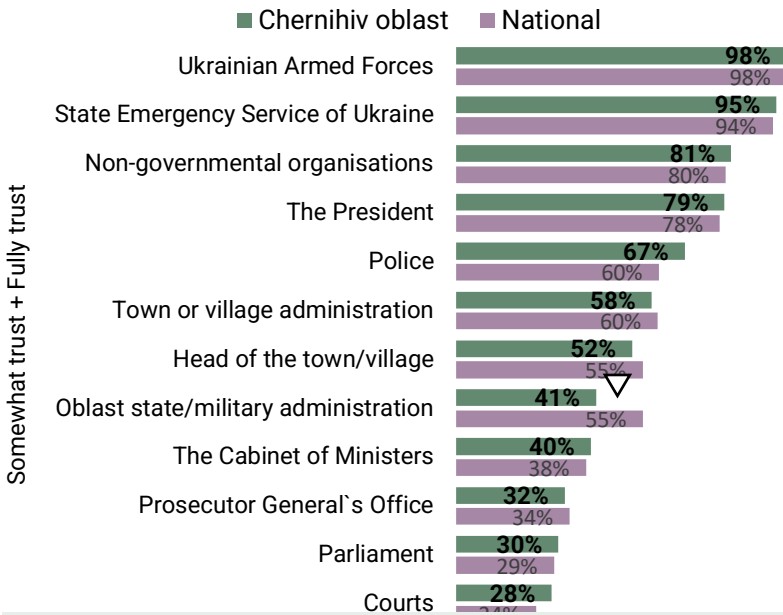


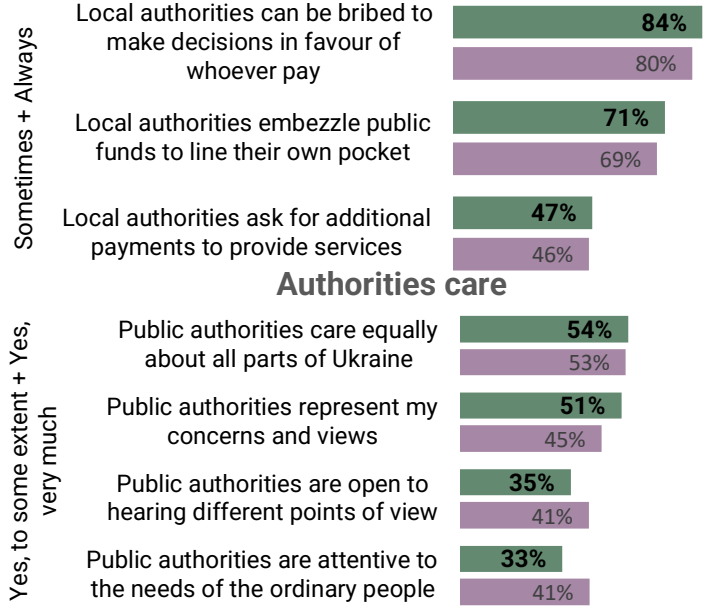
CHERNIHIV 2023, OBLAST PROFILE

GOOD GOVERNANCE

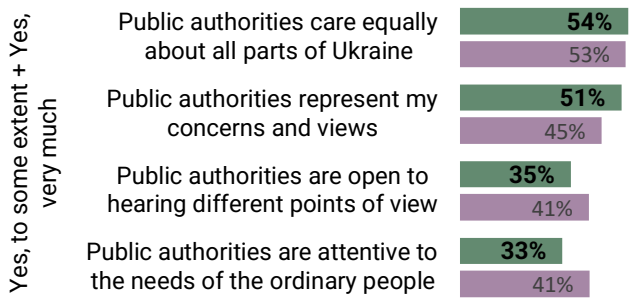
Trust in institutions



Perceived local corruption



Authorities care



Somewhat trust + Fully trust

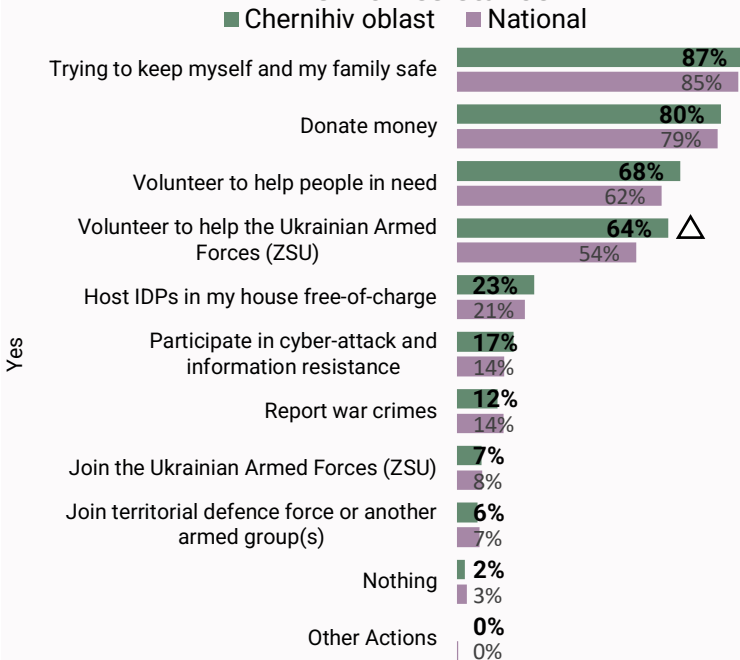
Sometimes + Always

Yes, to some extent + Yes, very much

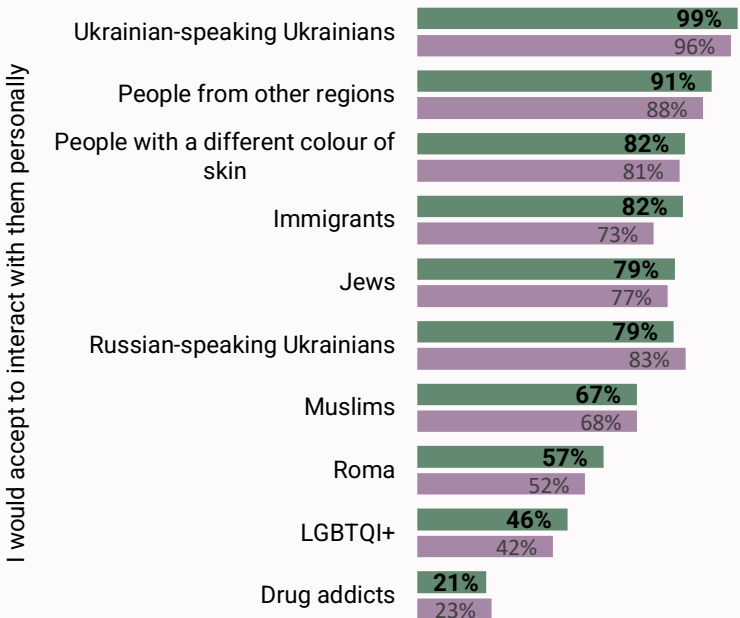
Chernihiv oblast follows the overall national trend on the trust indicators; it demonstrates high confidence in the Ukrainian Armed Forces, the State Emergency Service, the NGOs and the President, while trust towards the courts, the Parliament and the Prosecutor General's Office remains relatively low. Confidence towards heads and administrations of towns and villages are nearly identical, but trust in oblast military administration is 14% less than the corresponding national figure. Moreover, the perception of local corruption in the oblast is similar to the nationwide picture across all measured indicators. The overall perception on the authorities care indicator is also similar, but slightly lower share of respondents believe that the authorities are attentive to the needs of the ordinary people and are open to hearing different opinions.

COMMUNITY BONDS & CIVIC RESISTANCE

Civic Resistance



Social Tolerance



Yes

I would accept to interact with them personally

Similar to the nationwide picture, donating money and helping those in need are the two most popular forms of civic resistance to Russia's full-scale aggression against Ukraine, followed by volunteering to help the Ukrainian army. Notably, Chernihiv oblast residents report that they volunteer to help the Ukrainian army 10% more often compared than the national average. The oblast also follows the national trend on social tolerance indicators. Highest levels of tolerance are demonstrated for Ukrainian-speaking Ukrainians, people from other regions and people with a different color of skin. They are followed by immigrants, with slightly higher share of respondents (9%) expressing that they would accept to interact with this group personally. Social tolerance towards drug addicts and the LGBTQI+ community remains relatively low.

This oblast profile is based on a representative sample of 299 respondents who were living in Chernihiv oblast at the time of surveying. The full sample data is based on a representative sample of 4995 respondents from 24 oblasts in Ukraine. Sampling Method: CATI. Data was collected from June to August 2023. Margin of error on the national level: ~+/-1.4%. Margin of error on the oblast level: ~+/-5.7%

△ More than 10% higher than the full sample
▽ More than 10% lower than the full sample

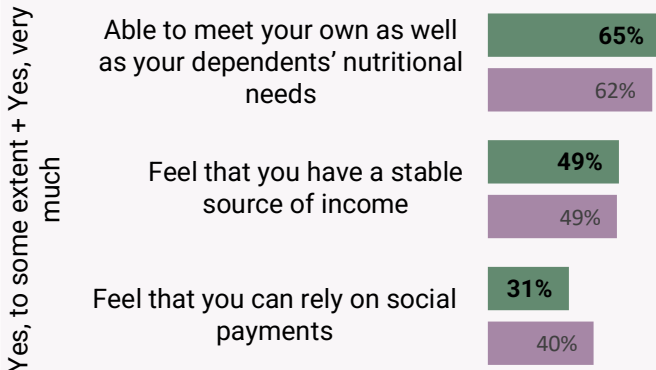
CHERNIHIV 2023, OBLAST PROFILE

HUMAN SECURITY and NEEDS ASSESSMENT


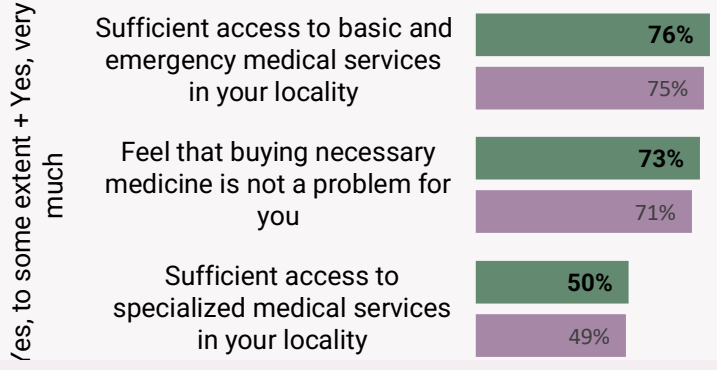
Safety & Security

Economic security

■ Chernihiv oblast ■ National



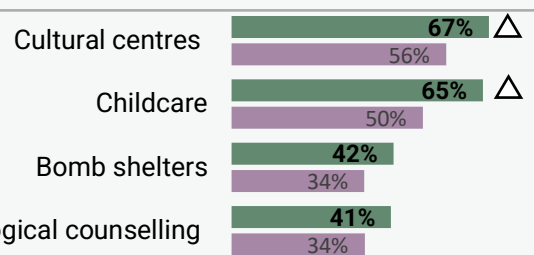
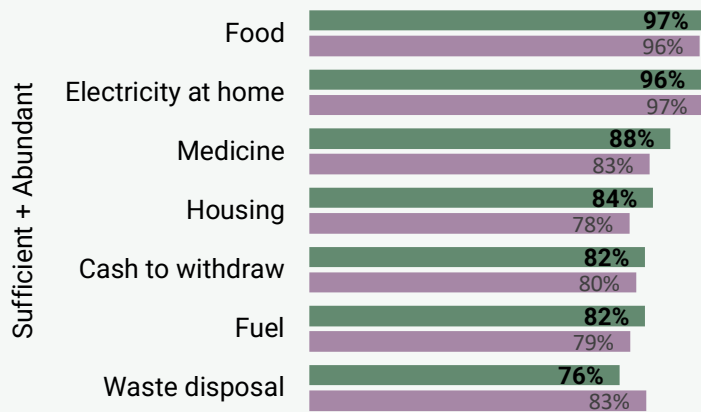
Health security



Similar to the rest of the country, the level of economic security remains average. Roughly six out of 10 Chernihiv oblast residents feel that they are able to meet their household nutritional needs, while five out of 10 report that they have a stable source of income. However, only three out of 10 respondents report that they can rely on social payments. The perceptions of health security are moderately high and in line with the national-level data. Moreover, Chernihiv oblast residents report much higher level of personal safety: 71%, compared to the national average of 49%.

Basic Needs Assessment

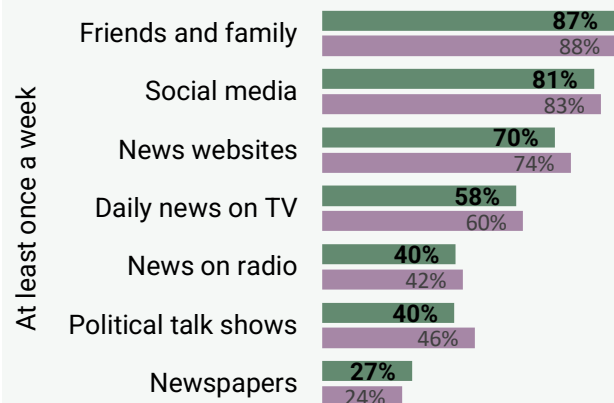
■ Chernihiv oblast ■ National



The overall evaluation of the availability of necessities tends to be rather high and generally in line with the nationwide picture. The respondents in the oblast report availability of cultural centres and childcare facilities 11% and 15% more often than the national sample, respectively. Local residents also report somewhat higher availability of bomb shelters and psychological counselling than the full sample.

Information consumption about political affairs

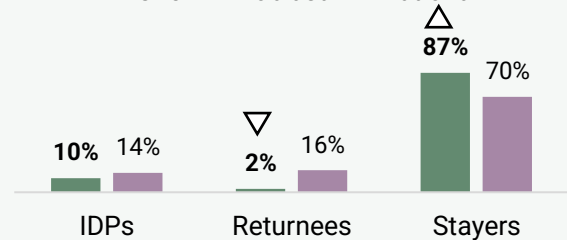
■ Chernihiv oblast ■ National



Like on the national level, friends and family remain the most important source of information on political affairs for Chernihiv oblast residents, followed by social media, news websites, and daily news on television. Newspapers, political talk shows and news on radio remain the least popular means for information consumption on political affairs.

Displacement

■ Chernihiv oblast ■ National



The share of Chernihiv oblast residents reporting to be stayers is 17% higher than the national average. The corresponding number for returnees (2%), subsequently, is much lower than the figure at the national level (16%).