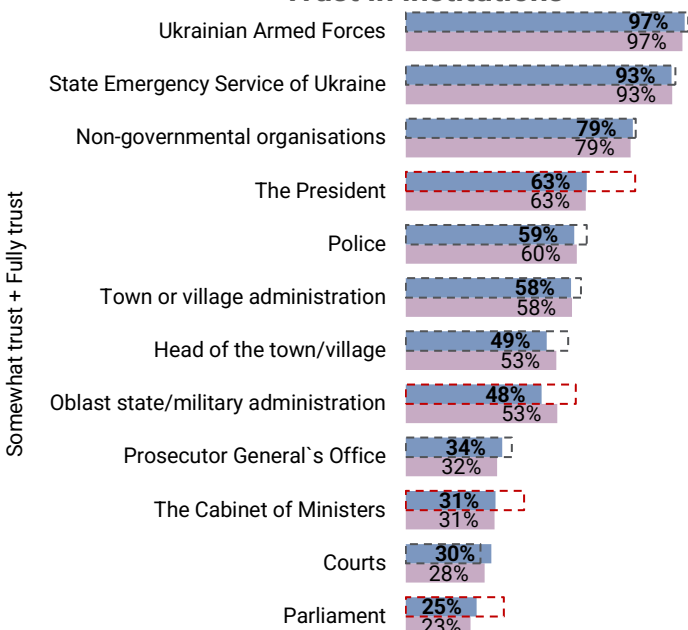


CHERNIHIV 2024, OBLAST PROFILE

■ Chernihiv oblast 2024 ▨ Chernihiv oblast 2023 (difference between years at the oblast level not statistically significant) ◇ Difference is statistically significant between the oblast and the national level in 2024
 ■ Nationwide 2024 ▨ Chernihiv oblast 2023 (difference between years at the oblast level statistically significant)

GOOD GOVERNANCE & COMMON GOOD

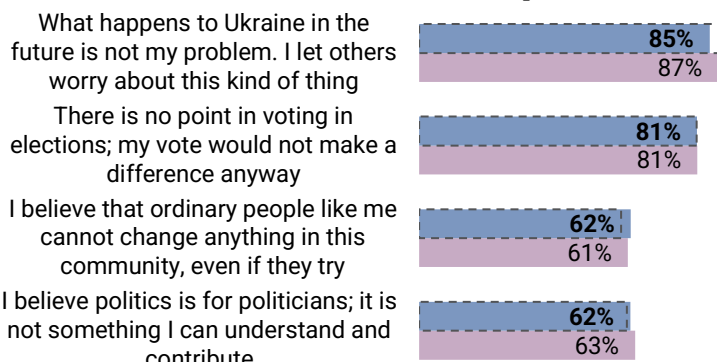
Trust in institutions



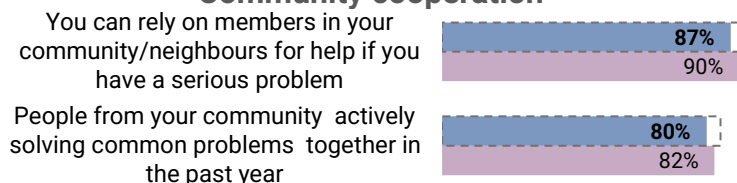
Not at all like you + A little like you

To some extent + Very much

Sense of civic duty



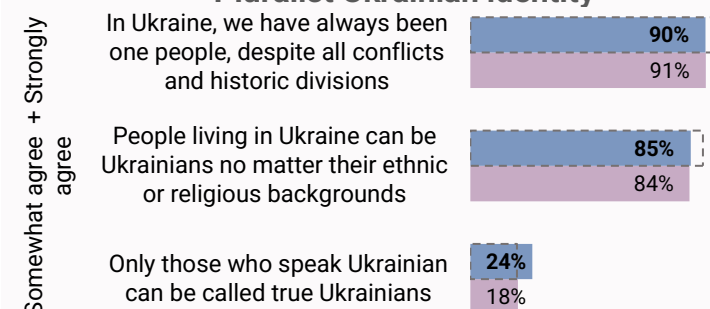
Community cooperation



Similar to the nationwide picture, the three most trusted institutions in Chernihiv oblast are the Ukrainian army, the State Emergency Service and the NGOs, while the least trusted institutions are the Parliament, the courts and the Cabinet of Ministers. The President remains the fourth most trusted institution, but it has experienced a pronounced decline of 16 percentage points compared to 2023. Likewise, trust towards the Cabinet of Ministers and the Parliament at the oblast level have also decreased – by 10 and nine percentage points, respectively. Chernihiv oblast demonstrates relatively high levels of community cooperation and moderately high results on sense of civic duty, both in line with the nationwide values from 2024 and oblast-level figures from 2023.

IDENTIFICATION & SOCIAL TOLERANCE

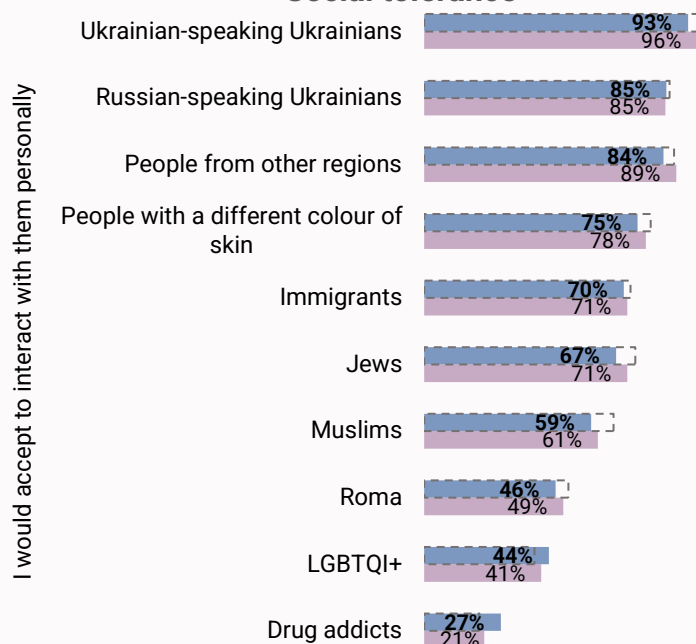
Pluralist Ukrainian identity



Sense of belonging



Social tolerance



I would accept to interact with them personally

Chernihiv oblast demonstrates high levels of pluralistic Ukrainian identity and sense of belonging, with no notable differences with the nationwide data, nor with the oblast-level figures from 2023. It also mirrors the national trends on social tolerance indicator; highest levels of tolerance are demonstrated towards Ukrainian-speaking Ukrainians, Russian-speaking Ukrainians and people from other regions, while lowest ones are demonstrated towards drug addicts, as well as the LGBTQI+ and Roma communities. Importantly, no notable oblast-level differences have been observed on any of the social tolerance items compared to the previous SHARP wave.

This oblast profile is based on a representative sample of 299 respondents who were living in Chernihiv oblast at the time of surveying. The full sample data is based on a representative sample of 4981 respondents from 23 oblasts in Ukraine. Sampling Method: CATI. Data was collected from January to March 2024. Margin of error on the national level: ~+/-1.4%. Margin of error on the oblast level: ~+/-5.7%

CHERNIHIV 2024, OBLAST PROFILE

■ Chernihiv oblast
■ Nationwide 2024

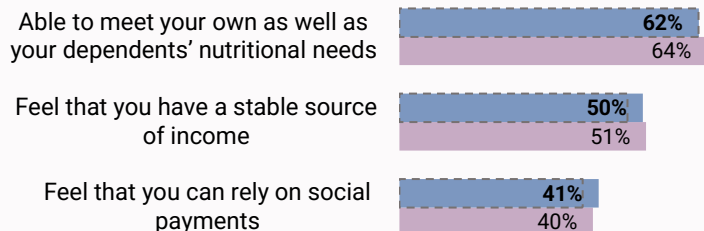
▬ Chernihiv oblast 2023 (difference between years at the oblast level not statistically significant)
▬ Chernihiv oblast 2023 (difference between years at the oblast level statistically significant)

◇ Difference is statistically significant between the oblast and the national level in 2024

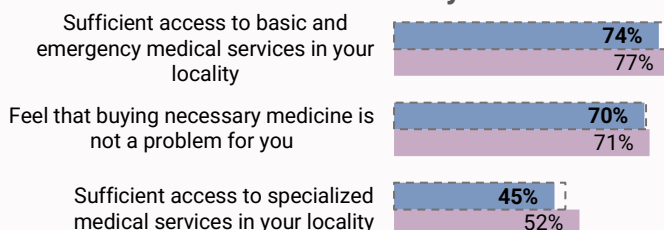
HUMAN SECURITY & NEEDS ASSESSMENT

Safety & Security

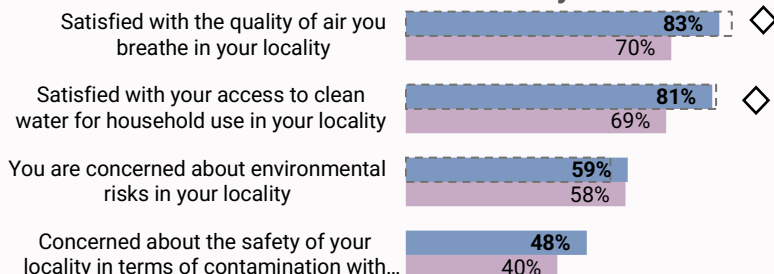
Economic security



Health security



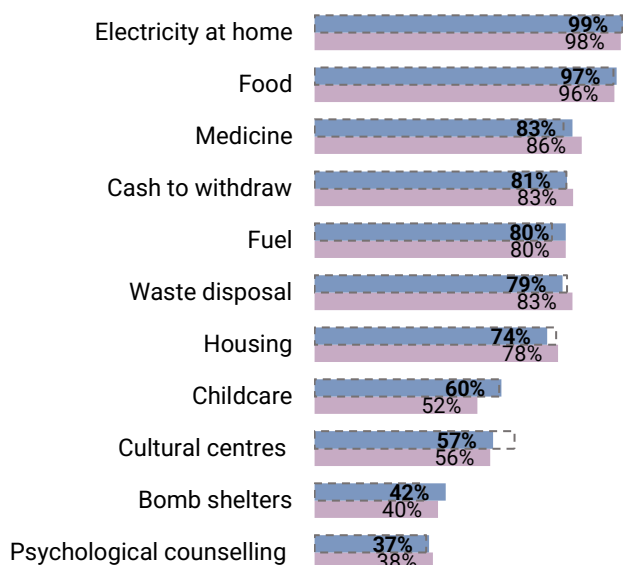
Environmental security



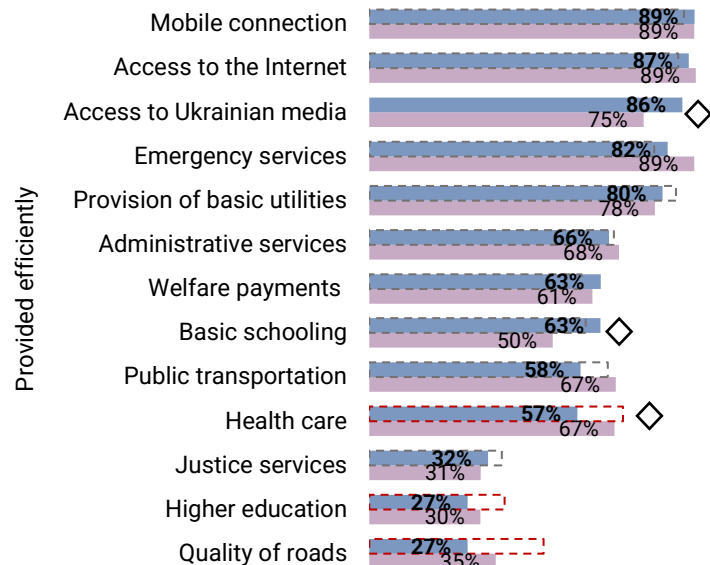
The level of economic security in the oblast remains average, and in line with the nationwide picture; five out of 10 respondents note that they have a stable income, while six out of 10 respondents say that they are able meet their nutritional needs. The health security figures follow the national trend as well, showing moderately high results. When it comes to the environment, local residents are generally satisfied with the quality of air and access to clean water but are somewhat concerned about environmental risks and landmine contamination of their locality.

BASIC NEEDS ASSESSMENT & PROVISION OF SERVICES

Basic needs



Provision of services

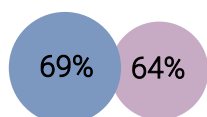


The overall assessment of the availability of necessities is generally in line with the nationwide values, scoring high on most items. Notably, however, the availability of bomb shelters and psychological counselling is reported to be insufficient. While provision of most services in the oblast is evaluated as high, the quality of roads, higher education, justice services and health care enjoy relatively lower satisfaction. Importantly, the figures for the quality of roads, higher education and health care have experienced a marked decline compared to the oblast-level data in 2023.

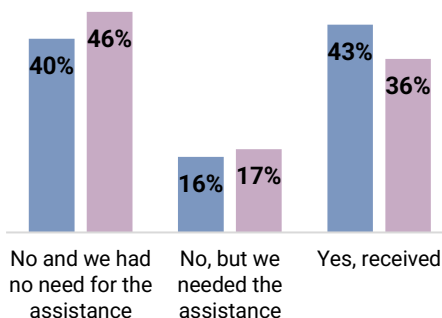
International aid

Use of international aid

Know about the assistance provided by international organizations.



Asked if they are aware of the assistance provided by international organizations, 69% of the oblast residents respond positively. Roughly four out of 10 respondents note that they have received international aid. Of those who received such assistance, 79% says that the aid was relevant.



Assess the assistance as relevant
(Among those who received)

