

KHERSON 2024, OBLAST PROFILE

■ Kherson oblast 2024
■ Nationwide 2024

■ Kherson oblast 2023 (difference between years at the oblast level not statistically significant)
■ Kherson oblast 2023 (difference between years at the oblast level statistically significant)

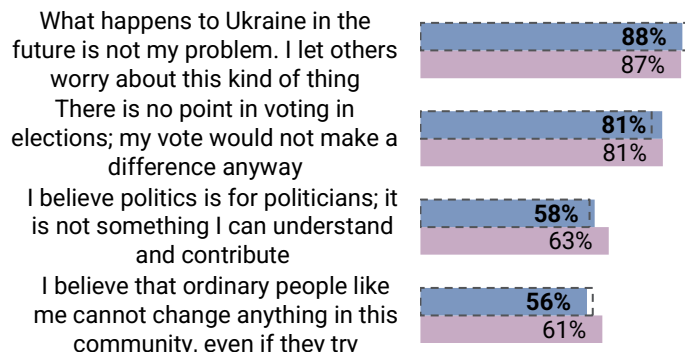
◇ Difference is statistically significant between the oblast and the national level in 2024

GOOD GOVERNANCE & COMMON GOOD

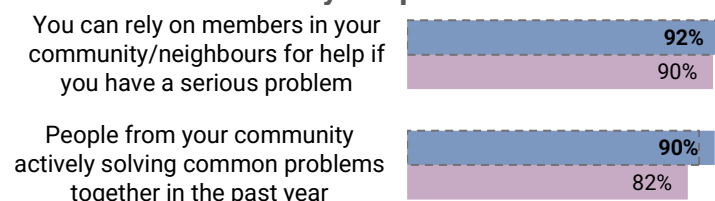
Trust in institutions



Sense of civic duty



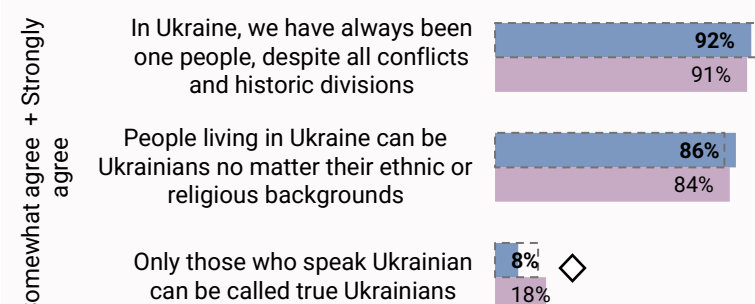
Community cooperation



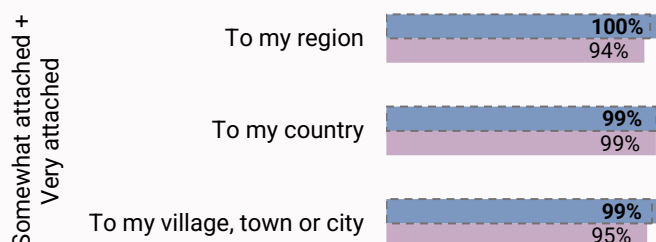
Kherson oblast follows the national trends on most trust indicators. The Ukrainian Armed Forces, the State Emergency Service and the NGOs are the top three most trusted institutions, while the Parliament, the Cabinet of Ministers and the courts are trusted the least. The President – the fourth most trusted institution in the oblast – has experienced a decrease of 14 percentage points compared to 2023. Markedly, the residents of Kherson oblast report 12% lower trust in their town or village administration than those in the full sample. Moreover, Kherson oblast shows high scores in community cooperation and moderately high scores in sense of civic duty, with no notable differences between the 2023 and the 2024 values.

IDENTIFICATION & SOCIAL TOLERANCE

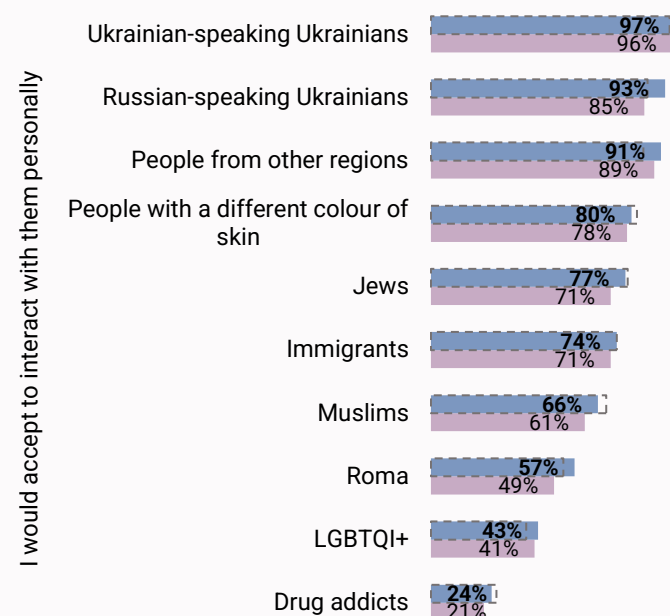
Pluralist Ukrainian identity



Place of belonging



Social tolerance



Kherson oblast demonstrates high levels of pluralistic Ukrainian identity and sense of belonging, which is in line with the nationwide picture. Notably, however, 10% less respondents in the oblast than in the full sample think that only those who speak Ukrainian can be called true Ukrainians. The levels of social tolerance in Kherson oblast are also in line with the national figures. The respondents report highest levels of tolerance towards Ukrainian-speaking and Russian-speaking Ukrainians, while drug addicts and the LGBTQI+ community experience relatively low tolerance. No notable differences are observed between 2023 and 2024.

This oblast profile is based on a representative sample of 198 respondents who were living in Kherson oblast at the time of surveying. The full sample data is based on a representative sample of 4981 respondents from 23 oblasts in Ukraine. Sampling Method: CATI. Data was collected from January to March 2024. Margin of error on the national level: $\sim \pm 1.4\%$. Margin of error on the oblast level: $\sim \pm 7.0\%$

KHERSON 2024, OBLAST PROFILE

■ Kherson oblast 2024
■ Nationwide 2024




▬ Kherson oblast 2023 (difference between years at the oblast level not statistically significant)
▬ Kherson oblast 2023 (difference between years at the oblast level statistically significant)

◇ Difference is statistically significant between the oblast and the national level in 2024

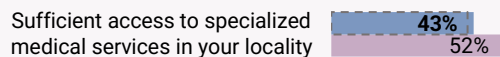
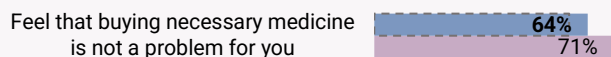
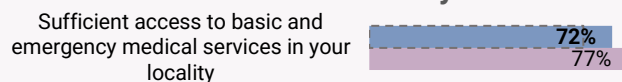
HUMAN SECURITY & NEEDS ASSESSMENT

Safety & Security

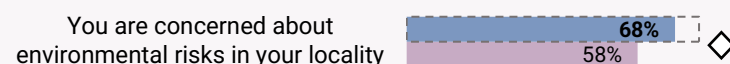
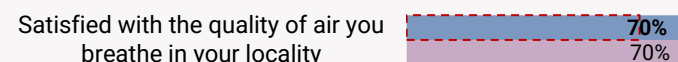
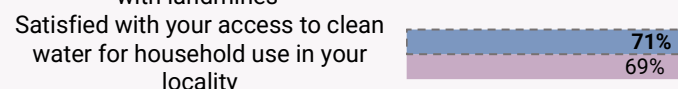

Economic security



Health security



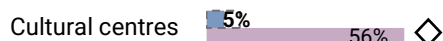
Environmental security



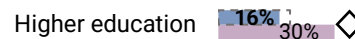
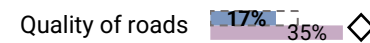
Similar to the nationwide picture, the level of economic security remains average, but fewer people in the oblast report having a stable source of income and being able to meet their household's nutritional needs. Kherson oblast demonstrates moderately high results in health security and average results in environmental security, with concerns about landmine contamination standing 45% higher than nationally.

BASIC NEEDS ASSESSMENT & PROVISION OF SERVICES

Basic needs



Provision of services



Kherson oblast is characterized by low availability of necessities. This is most striking for cultural centres and childcare, which score 50% and 40% lower than the nationwide picture, respectively. The oblast is relatively more in line with the nationwide picture on provision of services, but satisfaction with higher education, quality of roads and basic schooling is visibly low. The oblast also reports notable increases in administrative services and welfare payments compared to 2023. Despite this increase, however, satisfaction with administrative services is still visibly lower than the national-level value for 2024.

International aid

Use of international aid

Know about the assistance provided by international organizations.

Roughly 9 out of 10 respondents in Kherson oblast are aware of the international assistance, compared to 6 out of 10 nationwide. Interestingly, 81% of respondents in the oblast received such assistance compared to 36% nationwide, and only 3% did not despite needing it (compared to 46%). 81% of those who received the aid thinks it was relevant.

