

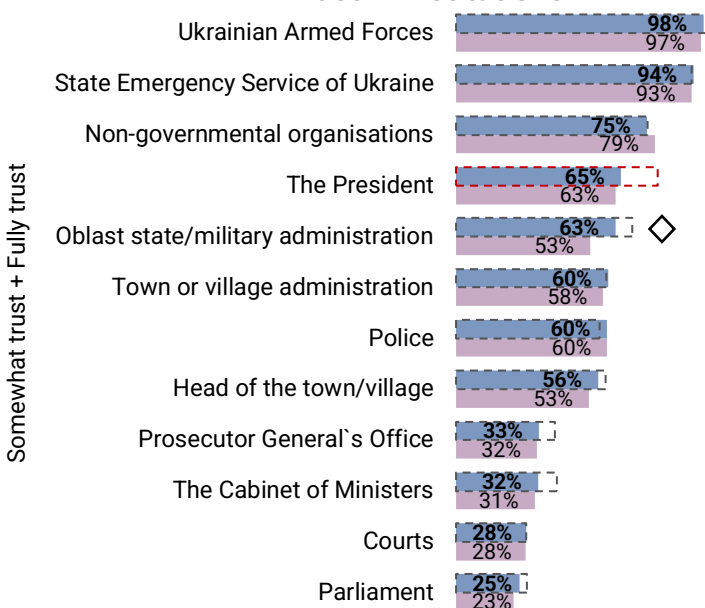
MYKOLAIV 2024, OBLAST PROFILE

■ Mykolaiv oblast 2024 ■ Mykolaiv oblast 2023 (difference between years at the oblast level not statistically significant)
■ Nationwide 2024 ■ Mykolaiv oblast 2023 (difference between years at the oblast level statistically significant)

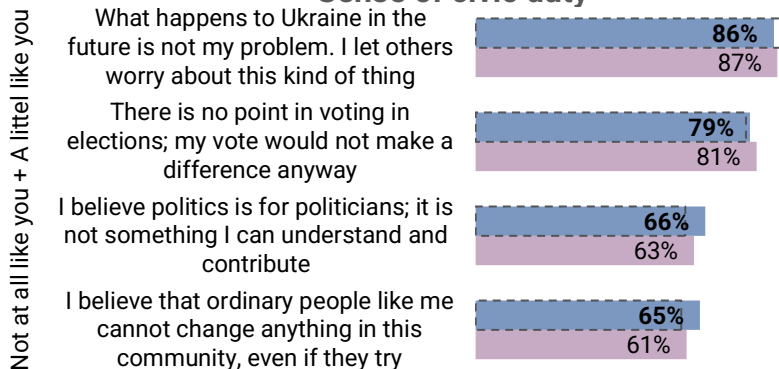
◇ Difference is statistically significant between the oblast and the national level in 2024

GOOD GOVERNANCE & COMMON GOOD

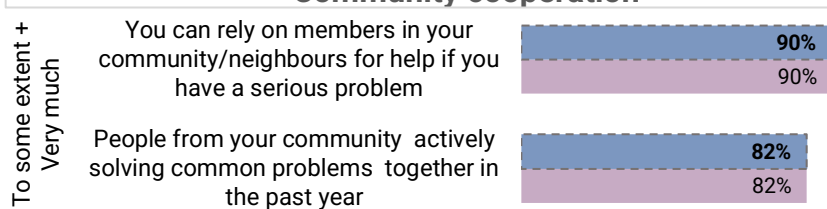
Trust in institutions



Sense of civic duty



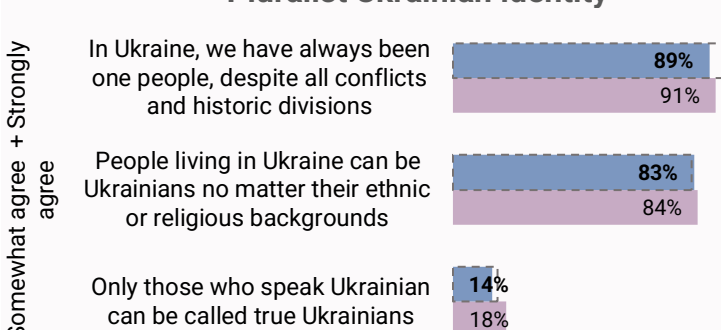
Community cooperation



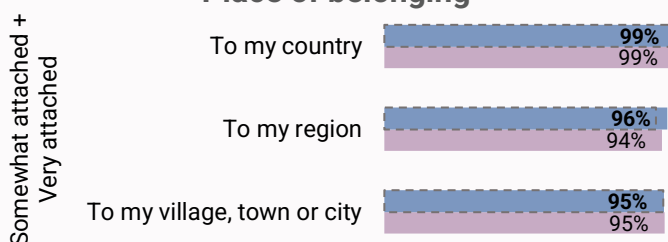
Mykolaiv oblast mirrors the overall national trend on most trust indicators. It shows high confidence towards the Ukrainian Armed Forces, the State Emergency Service and the NGOs, and low confidence towards the Parliament, the courts and the Cabinet of Ministers. Notably, trust towards the President – the fourth most trusted institution in the oblast and in the country - experienced a decrease of 15 percentage points compared the corresponding oblast-level figure from 2023. Interestingly, Mykolaiv oblast residents demonstrate 10% higher trust towards their oblast administration than the full sample. Mykolaiv oblast shows high scores in community cooperation and moderately high scores in sense of civic duty, with no notable differences between 2023 and 2024.

IDENTIFICATION & SOCIAL TOLERANCE

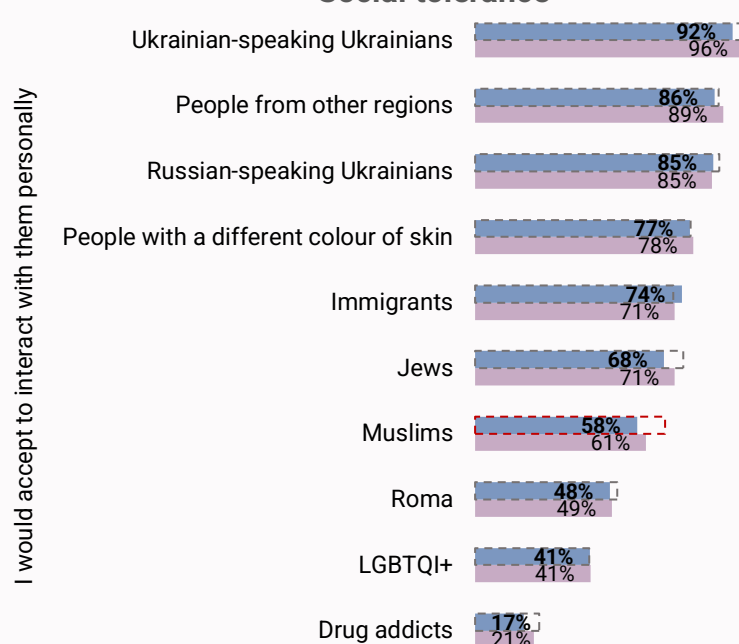
Pluralist Ukrainian identity



Place of belonging



Social tolerance



Mykolaiv oblast scores high on pluralistic Ukrainian identity and sense of belonging, reporting no significant differences with the nationwide data, nor with the oblast-level values from 2023. In line with the national trends, Ukrainian-speaking and Russian-speaking Ukrainians, along with people from other regions, experience highest levels of tolerance, while tolerance towards drug addicts, LGBTQI+ and Roma community remains relatively low. No visible changes have been observed since 2023, except for confidence towards Muslims, which dropped by 10 percentage points since last year.

This oblast profile is based on a representative sample of 299 respondents who were living in Mykolaiv oblast at the time of surveying. The full sample data is based on a representative sample of 4981 respondents from 23 oblasts in Ukraine. Sampling Method: CATI. Data was collected from January to March 2024. Margin of error on the national level: ~+/-1.4%. Margin of error on the oblast level: ~+/-5.7%

MYKOLAIV 2024, OBLAST PROFILE

■ Mykolaiv oblast 2024
■ Nationwide 2024

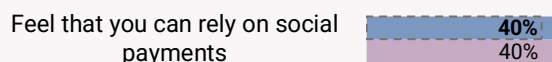
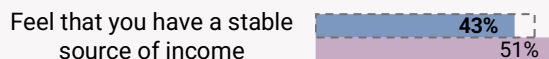
▬ Mykolaiv oblast 2023 (difference between years at the oblast level not statistically significant)
▬ Mykolaiv oblast 2023 (difference between years at the oblast level statistically significant)

◇ Difference is statistically significant between the oblast and the national level in 2024

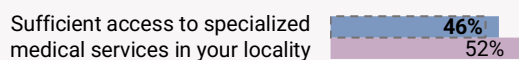
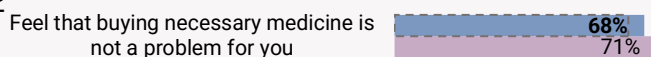
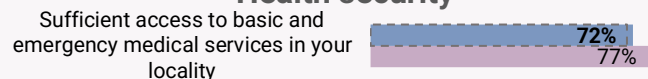
HUMAN SECURITY & NEEDS ASSESSMENT

Safety & Security

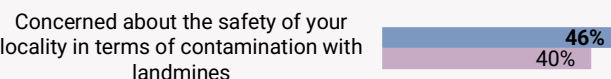
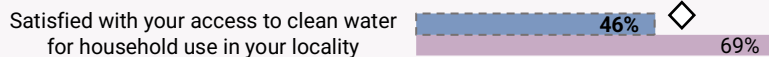
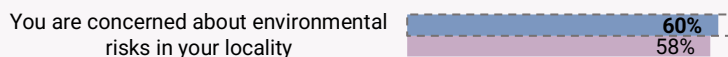
Economic security



Health security



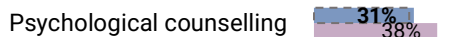
Environmental security



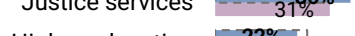
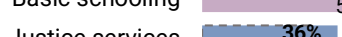
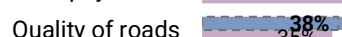
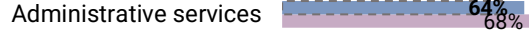
The level of economic security in Mykolaiv oblast is average and in line with the nationwide picture. The oblast follows the national trend also in health and environmental security, demonstrating moderately high results on both indicators. Markedly, however, respondents from the oblast report 23% lower satisfaction with access to clean water. There are no notable changes between years.

BASIC NEEDS ASSESSMENT & PROVISION OF SERVICES

Basic needs



Provision of services



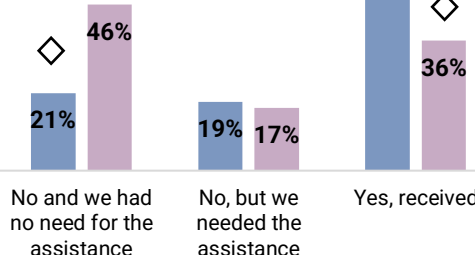
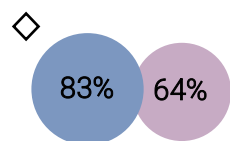
The overall availability of necessities, as reported by Mykolaiv oblast residents, is high and mostly in line with the national findings. Still, the values for bomb shelters and childcare – two of the three least available necessities – are noticeably lower than the full sample. The provision of most services in Mykolaiv is evaluated as high or moderately high, with the exception of higher education, justice services, basic schooling and quality of roads. Moreover, emergency services and basic schooling enjoy relatively lower satisfaction compared to the nationwide picture (15% and 12%, respectively).

International aid

Use of international aid

Know about the assistance provided by international organizations.

83% of respondents in the oblast are aware of the assistance provided by international organizations, 19% higher than the full sample. Compared to the national-level data, 23% more residents in the oblast reported to have received such assistance. Out of those who received international aid, 87% evaluated it as relevant.



Assess the assistance as relevant (Among those who received)

