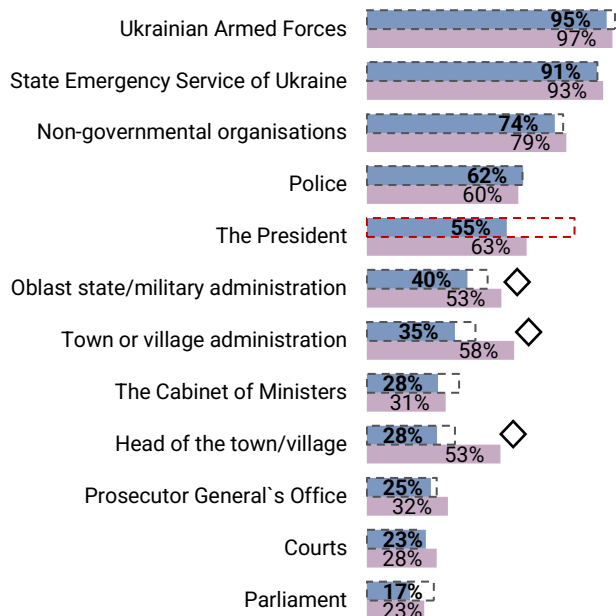


ZAPORIZHZHIA 2024, OBLAST

■ Zaporizhzhia oblast □ Zaporizhzhia oblast 2023 (difference between years at the oblast level not statistically significant) ◇ Difference is statistically significant between the oblast and the national level
 ■ Nationwide 2024 ▨ Zaporizhzhia oblast 2023 (difference between years at the oblast level statistically significant)

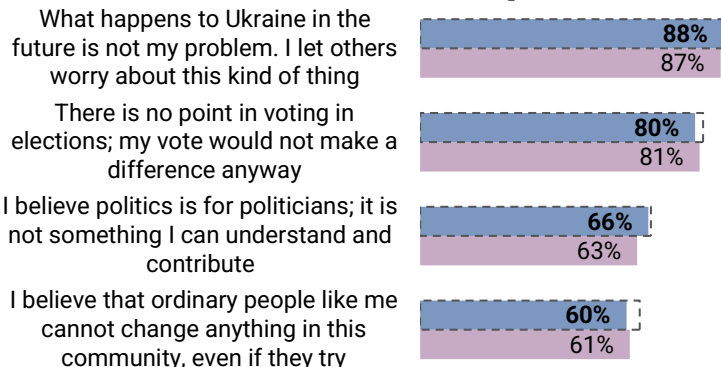
GOOD GOVERNANCE & COMMON GOOD

Trust in institutions

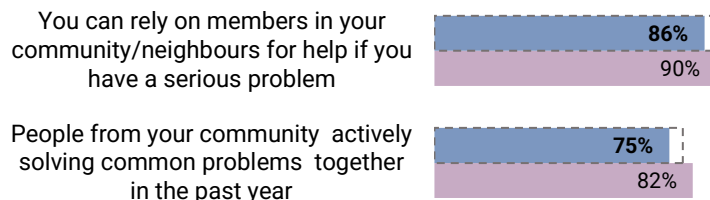


Not at all like you + A little like you

Sense of civic duty



Community cooperation

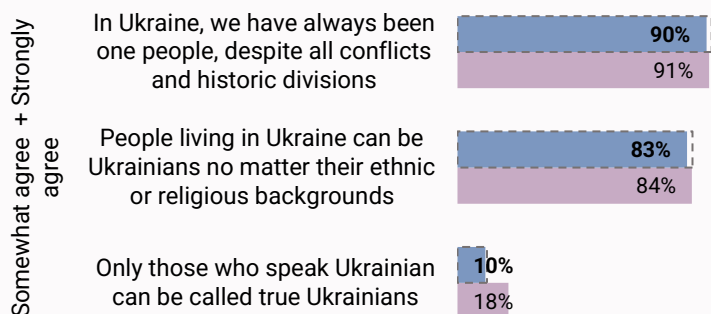


To some extent + Very much

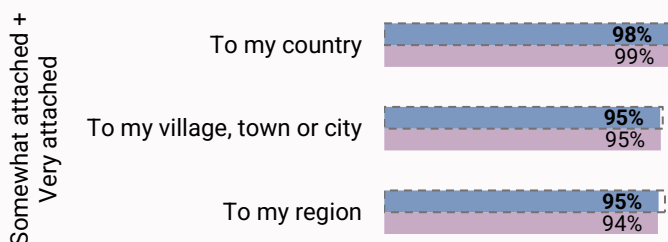
Zaporizhzhia oblast follows the national trends on most trust indicators. The Ukrainian Armed Forces and the State Emergency Service are the two most trusted institutions, while the Parliament and the courts are trusted the least. The oblast stands out with visibly lower confidence in local authorities compared to the full sample; the differences with national-level data are most prominent when it comes to trust in heads and administrations of localities (25% and 23%, respectively). Notably, trust in the President in the oblast declined from 82% in 2023 to 55% in 2024. Zaporizhzhia oblast scores high in community cooperation and moderately high in sense of civic duty, with no notable differences between national data and the oblast-level data from 2024.

IDENTIFICATION & SOCIAL TOLERANCE

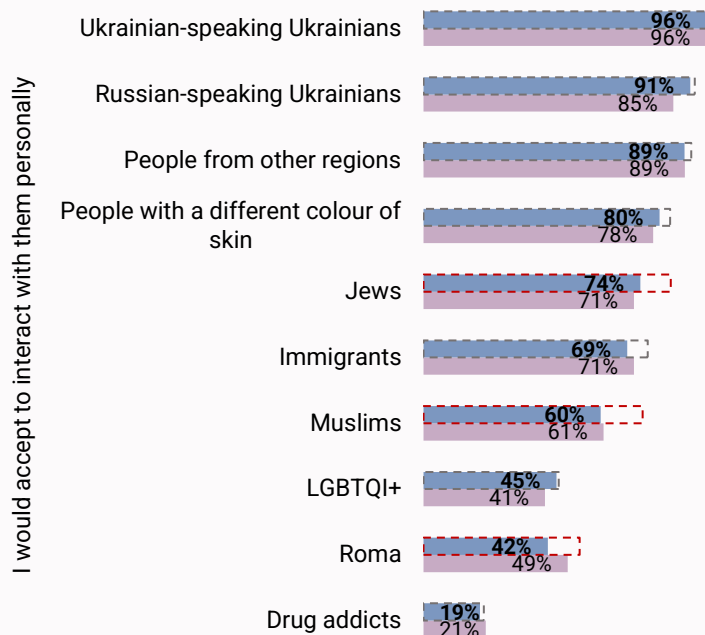
Pluralist Ukrainian identity



Place of belonging



Social tolerance



I would accept to interact with them personally

Zaporizhzhia oblast shows high levels of pluralistic Ukrainian identity and sense of belonging, both in line with the nationwide picture. The levels of social tolerance in the oblast are also in line with the national data. The respondents report highest levels of tolerance towards Ukrainian-speaking and Russian-speaking Ukrainians, while drug addicts and Roma community enjoy relatively low acceptance. Notably, the oblast-level figures are mostly similar across the survey years, with the exception of Muslims, Roma and Jews, who enjoy 14, 11 and 10 percentage points lower tolerance in 2024 than in 2023.

This oblast profile is based on a representative sample of 300 respondents who were living in Zaporizhzhia oblast at the time of surveying. The full sample data is based on a representative sample of 4981 respondents from 23 oblasts in Ukraine. Sampling Method: CATI. Data was collected from January to March 2024. Margin of error on the national level: ~+/-1.4%. Margin of error on the oblast level: ~+/-5.7%

ZAPORIZHZHIA 2024, OBLAST PROFILE

■ Zaporizhzhia oblast
■ Nationwide 2024

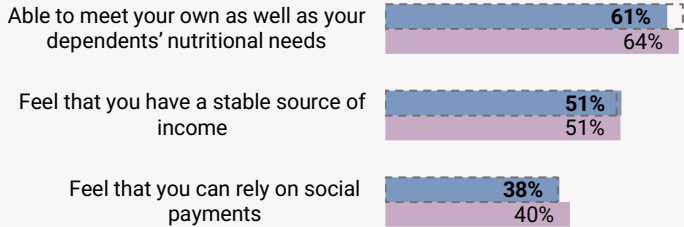
▭ Zaporizhzhia oblast 2023 (difference between years at the oblast level not statistically significant)
▭ Zaporizhzhia oblast 2023 (difference between years at the oblast level statistically significant)

◇ Difference is statistically significant between the oblast and the national level in 2024


HUMAN SECURITY & NEEDS ASSESSMENT

Safety & Security

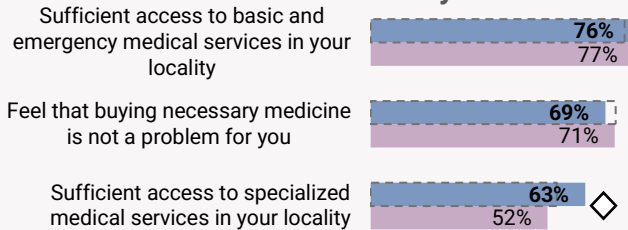
Economic security



Environmental security



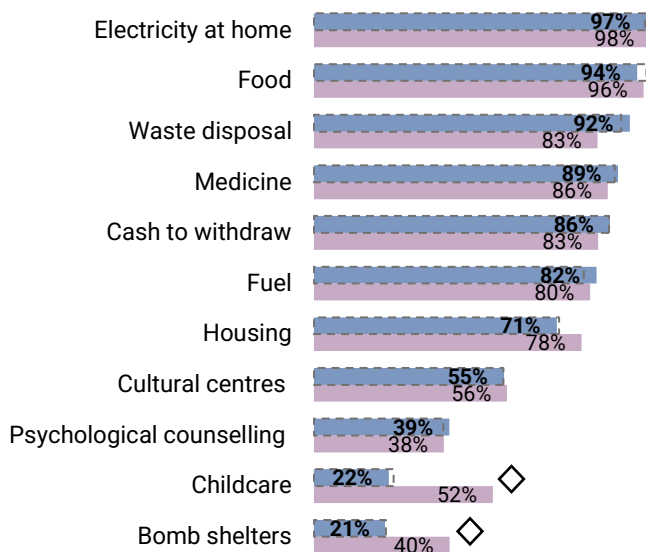
Health security



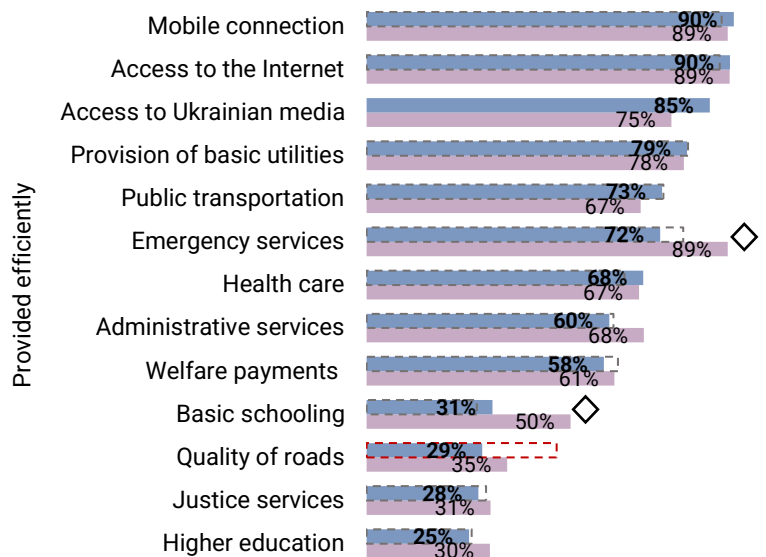
The level of economic security in Zaporizhzhia oblast is average and in line with the nationwide picture. Similarly, the oblast shows moderately high results on the health security indicator. Still, access to specialized medical services stands 11% higher than the full sample. However, the respondents are less satisfied with environmental security in their oblast, reporting considerably higher concerns about air quality, environmental risks and landmine contamination. There are no pronounced differences across the survey years on any of the indicator items.

BASIC NEEDS ASSESSMENT & PROVISION OF SERVICES

Basic needs



Provision of services



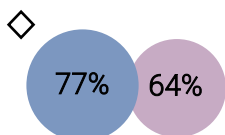
The availability of necessities in Zaporizhzhia oblast is moderately high and mostly in line with the nationwide picture. Still, the oblast reports lower availability of childcare (22% to 52%) and bomb shelters (21% to 40%) compared to the full sample. Similar picture emerges on the provision of services indicator. Here, the oblast figures mirror that of Ukraine as a whole, except for basic schooling and emergency services, where the oblast fares considerably lower (by 19% and 17%, respectively). Satisfaction with the quality of roads in the oblast experienced an 18% decline since 2023.

International aid

Use of international aid

Know about the assistance provided by international organizations.

Asked if they were aware of the assistance provided by international organizations, 77% of Zaporizhzhia oblast residents responded positively, 13% higher than the national-level figure. Roughly half of those surveyed noted that they had received international aid. Of those who received such assistance, 82% said the aid was relevant.



Assess the assistance as relevant (Among those who received)

